

# Microsoft

## Exam 70-462

### Administering Microsoft SQL Server 2012 Databases

Version: 13.0

[ Total Questions: 248 ]

**Topic break down**

<b>Topic</b>	<b>No. of Questions</b>
<b>Topic 1: Volume A</b>	<b>50</b>
<b>Topic 2: Volume B</b>	<b>198</b>

**Topic 1, Volume A**
**Question No : 1 DRAG DROP - (Topic 1)**

You administer a Microsoft SQL Server 2012 environment that contains a production SQL Server 2005 instance named SQL2005 and a development SQL Server 2012 instance named SQL2012.


The development team develops a new application that uses the SQL Server 2012 functionality. You are planning to migrate a database from SQL2005 to SQL2012 so that the development team can test their new application.

You need to migrate the database without affecting the production environment.

Which three actions should you perform in sequence? (To answer, move the appropriate actions from the list of actions to the answer area and arrange them in the correct order.)

Perform a transaction log on SQL2005.		
Perform a full database on SQL2005.		
Perform a VSS backup on the database on SQL2005.		
Restore the VSS backup on SQL2012.		
Restore the database backup and transaction log backup on SQL2012.		
Change the compatibility level of the database to 120 on SQL2012.		
Change the compatibility level of the database to 110 on SQL2012.		

**Answer:**

Perform a transaction log on SQL2005.		
Perform a full database on SQL2005.		Perform a full database on SQL2005.
Perform a VSS backup on the database on SQL2005.		
Restore the VSS backup on SQL2012.		Restore the database backup and transaction log backup on SQL2012.
Restore the database backup and transaction log backup on SQL2012.		
Change the compatibility level of the database to 120 on SQL2012.		Change the compatibility level of the database to 110 on SQL2012.
Change the compatibility level of the database to 110 on SQL2012.		

**Question No : 2 - (Topic 1)**

## Microsoft 70-462 : Practice Test

You administer a Microsoft SQL Server 2012 instance. After a routine shutdown, the drive that contains tempdb fails.

You need to be able to start the SQL Server.

What should you do?

- A. Modify tempdb location in startup parameters.
- B. Start SQL Server in minimal configuration mode.
- C. Start SQL Server in single-user mode.
- D. Configure SQL Server to bypass Windows application logging.

**Answer: B**

**Explanation:**

References:

<http://msdn.microsoft.com/en-us/library/ms186400.aspx>

<http://msdn.microsoft.com/en-us/library/ms345408.aspx>

### Question No : 3 DRAG DROP - (Topic 1)

You administer a Microsoft SQL Server 2012 database.

All database traffic to the SQL Server must be encrypted by using secure socket layer (SSL) certificates or the connection must be refused.

Network administrators have deployed server certificates to the Windows store of all Windows servers on the network from a trusted Certificate Authority. This is the only Certificate Authority allowed to distribute certificates on the network.

You enable the Force Encryption flag for the MSSQLServer protocols, but client computers are unable to connect. They receive the following error message:

"A connection was successfully established with the server, but then an error occurred during the pre-login handshake, (provider: SSL Provider, error: 0 - The certificate chain was issued by an authority that is not trusted.) (Microsoft SQL Server)"


You notice the following entry in the SQL Server log:

"A self-generated certificate was successfully loaded for encryption."


You need to configure SQL Server to encrypt all client traffic across the network.

You also need to ensure that client computers are able to connect to the server by using a trusted certificate.

Which three actions should you perform in sequence? (To answer, move the appropriate actions from the list of actions to the answer area and arrange them in the correct order.)

Restart the SQL Server.	
Leave the certificate blank in the drop-down list on the <b>Certificates</b> tab.	
Choose the new root-level certificate from the drop-down list on the <b>Certificates</b> tab.	
Install Certificate Services on the SQL Server, and create a new root-level certificate.	
From the SQL Configuration Manager on the SQL Server, open the <b>Protocols</b> properties for the SQL instance.	
Choose the server certificate provided by the network administrators from the drop-down list on the <b>Certificates</b> tab.	
From the SQL Configuration Manager on every client computer that will be connecting to SQL Server, open the <b>Protocols</b> properties for the SQL instance.	

### Answer:

Restart the SQL Server.	
Leave the certificate blank in the drop-down list on the <b>Certificates</b> tab.	
Choose the new root-level certificate from the drop-down list on the <b>Certificates</b> tab.	
Install Certificate Services on the SQL Server, and create a new root-level certificate.	
From the SQL Configuration Manager on the SQL Server, open the <b>Protocols</b> properties for the SQL instance.	
Choose the server certificate provided by the network administrators from the drop-down list on the <b>Certificates</b> tab.	
From the SQL Configuration Manager on every client computer that will be connecting to SQL Server, open the <b>Protocols</b> properties for the SQL instance.	

From the SQL Configuration Manager on the SQL Server, open the <b>Protocols</b> properties for the SQL instance.
Choose the server certificate provided by the network administrators from the drop-down list on the <b>Certificates</b> tab.
Restart the SQL Server.

## Microsoft 70-462 : Practice Test

---

You administer a Microsoft SQL Server 2012 instance that contains a financial database hosted on a storage area network (SAN).

The financial database has the following characteristics:

- ✍ A data file of 2 terabytes is located on a dedicated LUN (drive D).
- ✍ A transaction log of 10 GB is located on a dedicated LUN (drive E).
- ✍ Drive D has 1 terabyte of free disk space.
- ✍ Drive E has 5 GB of free disk space.

The database is continually modified by users during business hours from Monday through Friday between 09:00 hours and 17:00 hours. Five percent of the existing data is modified each day.

The Finance department loads large CSV files into a number of tables each business day at 11:15 hours and 15:15 hours by using the BCP or BULK INSERT commands. Each data load adds 3 GB of data to the database.

These data load operations must occur in the minimum amount of time.

A full database backup is performed every Sunday at 10:00 hours. Backup operations will be performed every two hours (11:00, 13:00, 15:00, and 17:00) during business hours.

You need to ensure that the minimum amount of data is lost.

Which recovery model should the database use?

- A. FULL
- B. DBO\_ONLY
- C. CONTINUE\_AFTER\_ERROR
- D. CHECKSUM
- E. NO\_CHECKSUM
- F. SIMPLE
- G. Transaction log
- H. SKIP
- I. RESTART
- J. COPY\_ONLY
- K. NORECOVERY
- L. BULK\_LOGGED
- M. Differential
- N. STANDBY

**Answer: A**

**Question No : 5 - (Topic 1)**

You administer a Microsoft SQL Server 2012 server that hosts a transactional database and a reporting database. The transactional database is updated through a web application and is operational throughout the day. The reporting database is only updated from the transactional database.

The recovery model and backup schedule are configured as shown in the following table:

Database	Description
Transactional database	Recovery model: <ul style="list-style-type: none"> <li>• Full</li> </ul> Backup schedule: <ul style="list-style-type: none"> <li>• Full database backup: midnight, daily</li> <li>• Differential database backup: on the hour, every two hours starting at 02:00 hours except at 00:00 hours</li> <li>• Log backup: every half hour, except at the times of full and differential backups</li> </ul>
Reporting database	Recovery model: <ul style="list-style-type: none"> <li>• Simple</li> </ul> Backup schedule: <ul style="list-style-type: none"> <li>• Full database backup: 01:00 hours daily</li> <li>• Differential database backup: 13:00 hours daily</li> </ul> Data updates: <ul style="list-style-type: none"> <li>• Changes in data are updated from the transactional database to the reporting database at 00:30 hours and at 12:30 hours</li> <li>• The update takes 15 minutes</li> </ul>

The differential backup of the reporting database fails. Then, the reporting database fails at 14:00 hours.

You need to ensure that the reporting database is restored. You also need to ensure that data loss is minimal.

What should you do?

- A. Restore the latest full backup, and restore the latest differential backup. Then, restore the latest log backup.
- B. Perform a point-in-time restore.
- C. Restore the latest full backup.
- D. Restore the latest full backup, and restore the latest differential backup. Then, restore each log backup taken before the time of failure from the most recent differential backup.
- E. Restore the latest full backup. Then, restore the latest differential backup.
- F. Restore the latest full backup. Then, restore each differential backup taken before the time of failure from the most recent full backup.
- G. Perform a page restore.
- H. Perform a partial restore.

**Answer: C**

**Question No : 6 - (Topic 1)**

You administer a Microsoft SQL Server 2012 database. The database has a table named Customers owned by UserA and another table named Orders owned by UserB. You also have a stored procedure named GetCustomerOrderInfo owned by UserB. GetCustomerOrderInfo selects data from both tables.

You create a new user named UserC.

You need to ensure that UserC can call the GetCustomerOrderInfo stored procedure. You also need to assign only the minimum required permissions to UserC.

Which permission or permissions should you assign to UserC? Choose all that apply.

- A. The Select permission on Customers
- B. The Execute permission on GetCustomerOrderInfo
- C. The Take Ownership permission on Customers
- D. The Control permission on GetCustomerOrderInfo
- E. The Take Ownership permission on Orders
- F. The Select permission on Orders

**Answer: A,B**

**Explanation:**

References:

<http://msdn.microsoft.com/en-us/library/ms188676.aspx>

<http://stackoverflow.com/questions/2212044/sql-server-how-to-permission-schemas>

[http://sqlservercentral.com/blogs/steve\\_jones/2012/03/14/ownership-chains-in-sql-server](http://sqlservercentral.com/blogs/steve_jones/2012/03/14/ownership-chains-in-sql-server)



**Question No : 7 - (Topic 1)**

You administer a Microsoft SQL Server 2012 server that hosts a transactional database and a reporting database. The transactional database is updated through a web application and is operational throughout the day. The reporting database is only updated from the transactional database.

The recovery model and backup schedule are configured as shown in the following table:

Database	Description
Transactional database	Recovery model: <ul style="list-style-type: none"> <li>• Full</li> </ul> Backup schedule: <ul style="list-style-type: none"> <li>• Full database backup: midnight, daily</li> <li>• Differential database backup: on the hour, every two hours starting at 02:00 hours except at 00:00 hours</li> <li>• Log backup: every half hour, except at the times of full and differential backups</li> </ul>
Reporting database	Recovery model: <ul style="list-style-type: none"> <li>• Simple</li> </ul> Backup schedule: <ul style="list-style-type: none"> <li>• Full database backup: 01:00 hours daily</li> <li>• Differential database backup: 13:00 hours daily</li> </ul> Data updates: <ul style="list-style-type: none"> <li>• Changes in data are updated from the transactional database to the reporting database at 00:30 hours and at 12:30 hours</li> <li>• The update takes 15 minutes</li> </ul>

One of the hard disk drives that stores the reporting database fails at 16:40 hours.

You need to ensure that the reporting database is restored. You also need to ensure that data loss is minimal.

What should you do?

- A. Restore the latest full backup. Then, restore each differential backup taken before the time of failure from the most recent full backup.
- B. Perform a partial restore.
- C. Restore the latest full backup, and restore the latest differential backup. Then, restore the latest log backup.
- D. Perform a point-in-time restore.
- E. Restore the latest full backup.
- F. Perform a page restore.
- G. Restore the latest full backup, and restore the latest differential backup. Then, restore each log backup taken before the time of failure from the most recent differential backup.
- H. Restore the latest full backup. Then, restore the latest differential backup.

**Answer: H**

**Question No : 8 - (Topic 1)**

You administer a single server that contains a Microsoft SQL Server 2012 default instance.

You plan to install a new application that requires the deployment of a database on the server. The application login requires sysadmin permissions.

You need to ensure that the application login is unable to access other production databases.

What should you do?

- A. Use the SQL Server default instance and configure an affinity mask.
- B. Install a new named SQL Server instance on the server.
- C. Use the SQL Server default instance and enable Contained Databases.
- D. Install a new default SQL Server instance on the server.

**Answer: B**

**Question No : 9 - (Topic 1)**

You administer a Microsoft SQL Server 2012 database.