

Apple

Exam 9L0-806

iWork '09 Level One End User Exam

Version: 3.0

[Total Questions: 60]

Question No : 1 HOTSPOT

Click the Keynote item that allows you to quickly change the layout of a slide using preset options (such as 2-column or title slides).



Answer:

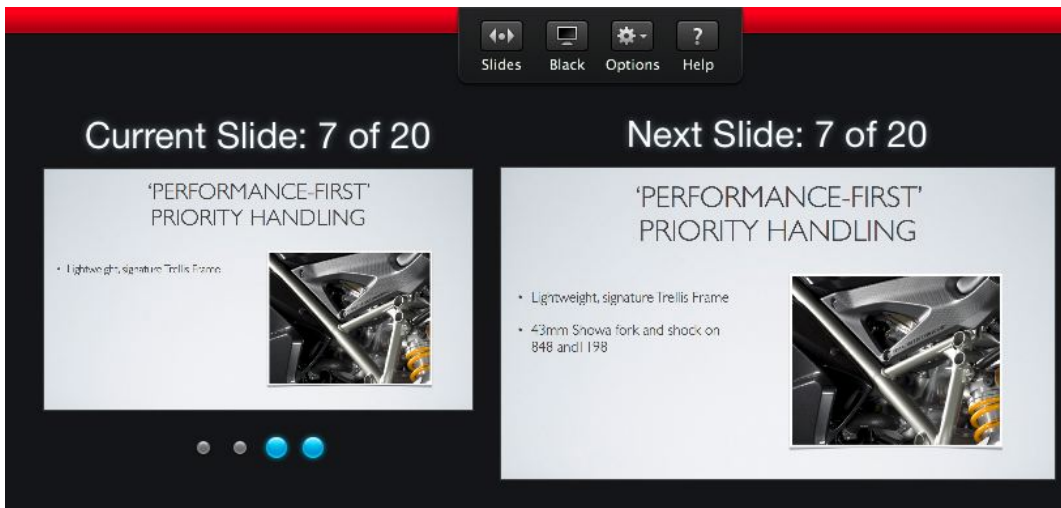
**Question No : 2 HOTSPOT**

Click the Pages item that allows you to work without distractions of the interface.



Answer:

**Question No : 3**



How many builds remain on this slide?

- A. 1
- B. 2
- C. 3
- D. 4

Answer: B

Question No : 4

Which Pages menu item allows you to address envelopes to multiple recipients

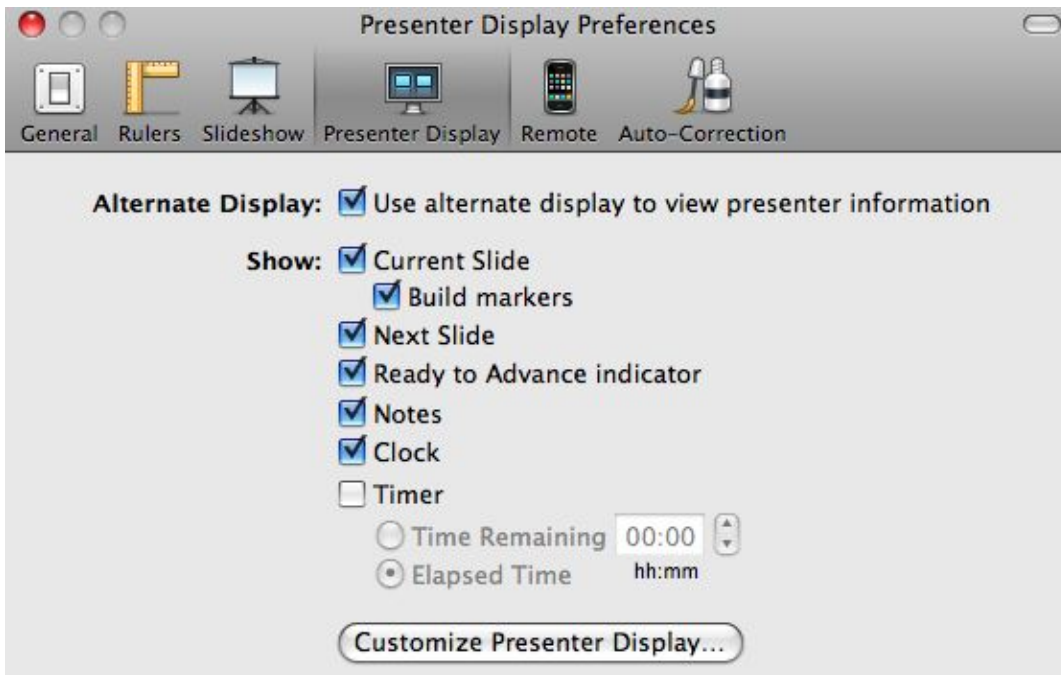
- A. Edit > Mail Merge
- B. Format > Import Styles
- C. View > Show Inspector

Answer: A

Question No : 5

Selecting the item "Notes" in the image above will display the Keynote project. While presenting

Your



- A. Comments
- B. Presenter Notes
- C. Text Boxes

Answer: B

Question No : 6

Which file extensions will Keynote recognize as being PowerPoint files?

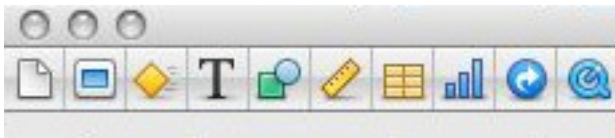
(Select all that apply)

- A. .pdf
- B. .ppt
- C. .pptx

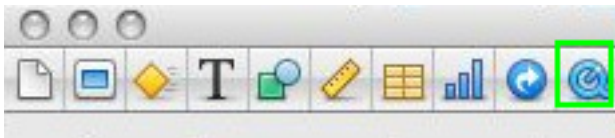
Answer: B,C

Question No : 7 HOTSPOT

Click the Keynote inspector that allows you to set a Poster Frame for a movie file on a slide.



Answer:



Question No : 8

Which Pages formatting style allows you to change the attributes of a phrase without affecting the entire block of text?

- A. Character
- B. List
- C. Paragraph

Answer: A

Question No : 9

Which Keynote menu item is the first step to reuse the text formatting from one area to another?

- A. Format > Copy Animation
- B. Format > Paste Animation
- C. Format > Copy Style
- D. Format > Paste Style

Answer: C

Question No : 10

Which items are available in Pages when choosing Share > Send via Mail?

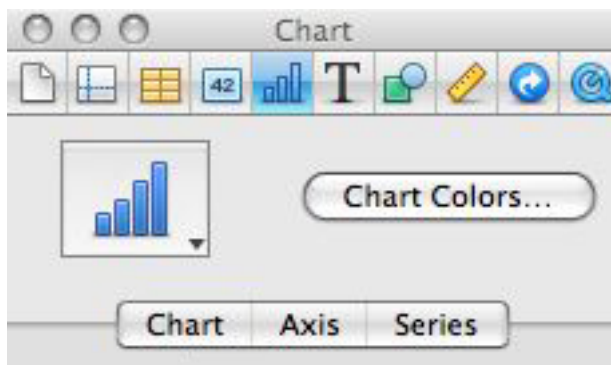
(Select all that apply)

- A. Pages
- B. PDF
- C. TIFF
- D. Word

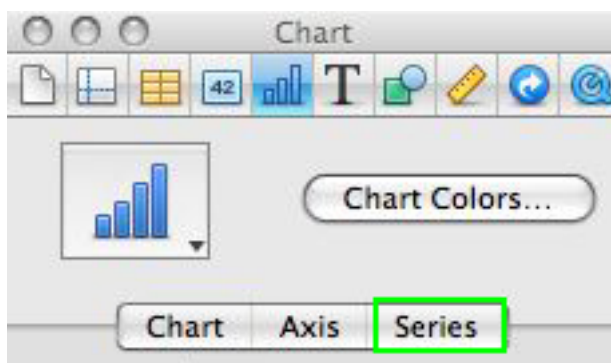
Answer: A,B,D

Question No : 11 HOTSPOT

Click the Numbers button in the Chart inspector that allows you to add error bars to your chart.

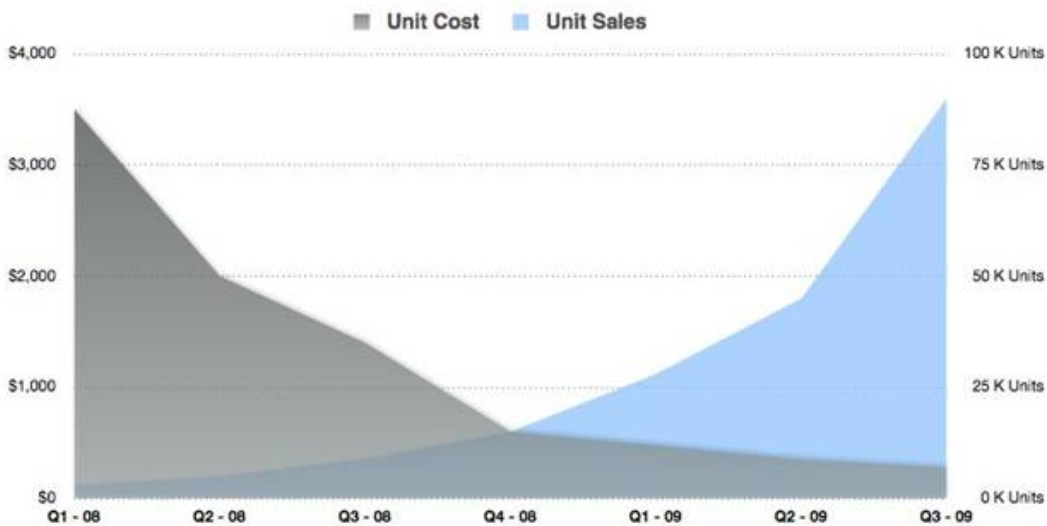


Answer:



Question No : 12

Apple 9L0-806 : Practice Test



Which item describes the Numbers chart shown above?

- A. 2-Axis
- B. Mixed
- C. Scatter
- D. Stacked Area

Answer: A

Question No : 13 HOTSPOT

Click the Numbers item that allows you to add a column.

	A	B ▼	C
1		Per	Cost
2	Plane	Trip	\$375.00
3	Rental Car	Day	\$63.00

Answer: