

Microsoft

Exam 74-338

Lync 2013 Depth Support Engineer Exam

Version: 6.2

[Total Questions: 114]

Question No : 1

You are a member of the CsAdministrator group that supports the datacenter for the Contoso company. The Contoso datacenter runs Microsoft Lync Server 2013. The Central Management Store is hosted on the principal back-end database.

The back-end database is configured to use synchronization mirroring without a witness. You want to perform maintenance on the principal back-end database.

You need to failover the mirrored database.

What should you do?

- A. Run the `Reset-CsPoolRegistrarState` cmdlet.
- B. Run the `Get-CsDatabaseMirrorState` cmdlet, and then run the `Invoke-CSManagementServerFailover` PowerShell cmdlet.
- C. Run the `Invoke-CsPoolFailover` PowerShell cmdlet.
- D. Run the `Test-CsDatabase` cmdlet, and then run the `Get-CsUserDatabaseState` cmdlet.

Answer: B

Question No : 2

You support a customer whose network environment includes Microsoft Lync 2013 deployed in a datacenter that has two pools, named PoolA and PoolB. Both PoolA and PoolB have Microsoft Lync Server 2013 installed. You use the Lync Management Shell for all administrative actions.

You run the `Invoke-CsPoolFailover` PowerShell cmdlet and you receive the following message:

Invoke-CsPoolFailOver: This Front-end pool "poolA.contoso.com" is specified in topology as the next hop for the Edge server. Failing over this pool may cause External access/Federation/Split-domain/XMPP features to stop working. Please use Topology Builder to change the Edge internal next hop setting to point to a different Front-end pool, before you proceed.

You need to fail over PoolA only.

What should you do?

- A. Run the Get-CsDatabaseMirrorState cmdlet, and then run the Invoke-CSManagementServerFailover PowerShell cmdlet.
- B. Run the Set-CsAccessEdgeConfiguration cmdlet.
- C. Run the Set-CsEdgeServer PowerShell cmdlet.
- D. Run the Set- CsAVEdgeConfiguration cmdlet

Answer: C

Question No : 3

You are a member of the CsAdministrator group that supports the Microsoft Lync datacenter for the Contoso company. The datacenter consists of one pool that is running Lync 2013. Contoso has a second Active Directory Domain Services (AD DS) site with a domain controller.

The Lync server pool fails.

You need to recover the Central Management Store (CMS) and users.

Which three actions should you perform? (Each correct answer presents part of the solution. Choose three.)

- A. Run the Invoke-CsPoolFailover cmdlet.
- B. Run the New-CsRegistrarConfiguration cmdlet.
- C. Run the Install-CsDatabase and Move-CsManagementServer cmdlets.
- D. Run the Move-CsDatabase and Set-CsManagementServer cmdlets.
- E. Create a Backup pool.

Answer: A,C,E

Explanation: A: Invoke-CsPoolFailover

Invokes the failover process for a Lync Server 2013 pool. Failover refers to the process that occurs when a pool fails and the current users of that pool are then signed on to a backup pool.

The pool failover process provides a way for administrators to quickly restore service to users if the Registrar pool they have logged on to should suddenly become unavailable. If a pool fails, users will automatically be signed off from Lync Server 2013; if they immediately try to log back on, they will be redirected to their specified backup pool.

C:

* The Move-CsManagementServer cmdlet enables administrators to move the Central

Management Server (and the accompanying Central Management store) from one pool to another. Because there is always the potential for data loss, not to mention service interruption, any time you move the Central Management Server, it is recommended that you do not make such a transfer unless:

1. You need to decommission the existing management pool, and must transfer the Central Management Server before doing so.
2. You've encountered a disaster recovery scenario in which the existing Central Management Server is no longer accessible.

Before you move the Central Management Server, you must do the following:

- *1. Verify that you have created the new Central Management store. This is done by running the Install-CsDatabase cmdlet and using the CentralManagementDatabase parameter.

Question No : 4

You support a Microsoft Lync Server 2013 environment.

The network includes:

- ✍ An Enterprise Edition Front End Pool with two Front End Servers,
- ✍ A mediation server that is collocated on the Front End Server, and
- ✍ A media gateway with 4 TI trunks for public switched telephone network (PSTN) connectivity.

Users report intermittent outbound PSTN call failures. There are no issues with inbound PSTN calls. You view the event log information as shown in the exhibit. (Click the Exhibit button.)

Level	Date and Time	Source	Event ID	Task Category
Information	1/29/2013 5:34:00 AM	LS Exchange Unified M...	46009	{1040}
Warning	1/29/2013 5:37:46 AM	LS Data Collection	56208	{2271}
Error	1/29/2013 5:40:02 AM	LS Outbound Routing	46009	{1036}
Error	1/29/2013 5:39:46 AM	LS Exchange Unified M...	46009	{1040}
Information	1/29/2013 5:39:07 AM	LS Outbound Routing	46027	{1036}
Error	1/29/2013 5:38:02 AM	LS Outbound Routing	46026	{1036}
Error	1/29/2013 5:38:02 AM	LS Outbound Routing	46046	{1036}
Information	1/29/2013 5:31:24 AM	LS User Store Sync Agent	57004	{1061}

You need to find out why outbound calls are failing.

Which two event IDs should you investigate? (Each correct answer presents a complete solution. Choose two.)

A. 44009

- B. 46009
- C. 46026
- D. 46027

Answer: B,D

Explanation: Investigate the first error related to LS Outbound Routing (Event ID 46009) and the next event related to LS Outbound Routing (information level event 46027).

Question No : 5

You are a member of the CsAdministrator group that supports the Microsoft Lync 2013 datacenter for the Contoso company. The Contoso datacenter has 65,000 users. The datacenter has two pools, named ConPool01 and ConPool02. Both pools run Microsoft Lync Server 2013. The Central Management Store is hosted on ConPool01.

The servers that run ConPool01 suffer a catastrophic failure. You want users hosted on ConPool01 to be supported permanently on ConPool02.

You need to fail over ConPool01.

What should you do?

- A. Run the Set-CsConfigurationStoreLocation cmdlet.
- B. Run the Install-CsDatabase PowerShell cmdlet, and then the Move-CsManagementServer cmdlet.
- C. Run the Invoke-CsPoolFailover PowerShell cmdlet.
- D. Run the Get-CsDatabaseMirrorState cmdlet, and then the Invoke-CSManagementServerFailover PowerShell cmdlet.

Answer: D

Question No : 6

You administer a Microsoft Lync Server 2010 Standard Edition server in your network environment. You deploy a Microsoft Lync Server 2013 Standard Edition server.

You want to migrate users from Lync Server 2010 to Lync Server 2013. You migrate a test

account from Lync Server 2010 to Lync Server 2013.

You start the Lync 2013 client on one of your test computers and start testing various modalities. During testing, you decide to test the Meet Now functionality in Lync 2013 client.

Meet Now starts a conference and fails to connect.

You start Clogging.exe. You generate a log that includes the following information:

```
TL_INFO(TF_PROTOCOL) [0]1B6C.1D2C:01/24/2013-15:53:09.653.000e9f0e
(SIPStack, SIPAdminLog::ProtocolRecord::Flush:2367.idx(196)) [1276691436] $$begin_record
Trace-Correlation-Ids 1276691436
Instance-ID: 100%6
Direction: outgoing;source="local"
Peer: xxx.com:61102
Message-Type: response
Start-Line: SIP/2.0 500 failedLookupForConferenceDirectoryOwner
From: xxx;spid=80NA80FE7;tag=6cfacaa471
To: xxx;gruu;opaque=app:conf:focusfactory>;tag=612FED17BBA0CC9F4D1949C1B682DD0E
CALL-ID: 3861f3a4ecb84cad92b2a5e6e51e6971
CSEQ: 84 SERVICE
Via: SIP/2.0/TLS/xxx:61102;branch=z9hG4hK7392c;ms-received-port=61102;ms-received-cid=642E00
Content-Length: 262
Content-Type: application/coop+xml
Ms-diagnostics: 3193;reason="Could not find a front end server that owns the given psn meetind id.";source=xxx
Message-Body:
- <response xmlns="urn:ietf:params:xml:ns:coop"
  requestid="32"
  CSPVersion="1"
  from="sip:xxx;gruu;opaque=app:conf:focusfactory"
  to="sip:xxx"
  code="Failure">>\n</response>
  <addConference reason="otherFailure">
$$end_record
```

You need to identify the cause of the issue.

What should you do first?

- A. Open another log file from the Lync client in Snooper.
- B. Right-click the error message and select Go to nearest entry in trace viewer.
- C. Start WireShark and perform the Meet Now test again.
- D. Click Show Call Flow Window.

Answer: B

Question No : 7 DRAG DROP

You support a Microsoft Lync Server 2013 environment.

A customer reports that they are receiving alerts from the voice gateway and that outbound calls are failing due to no trunks being available.

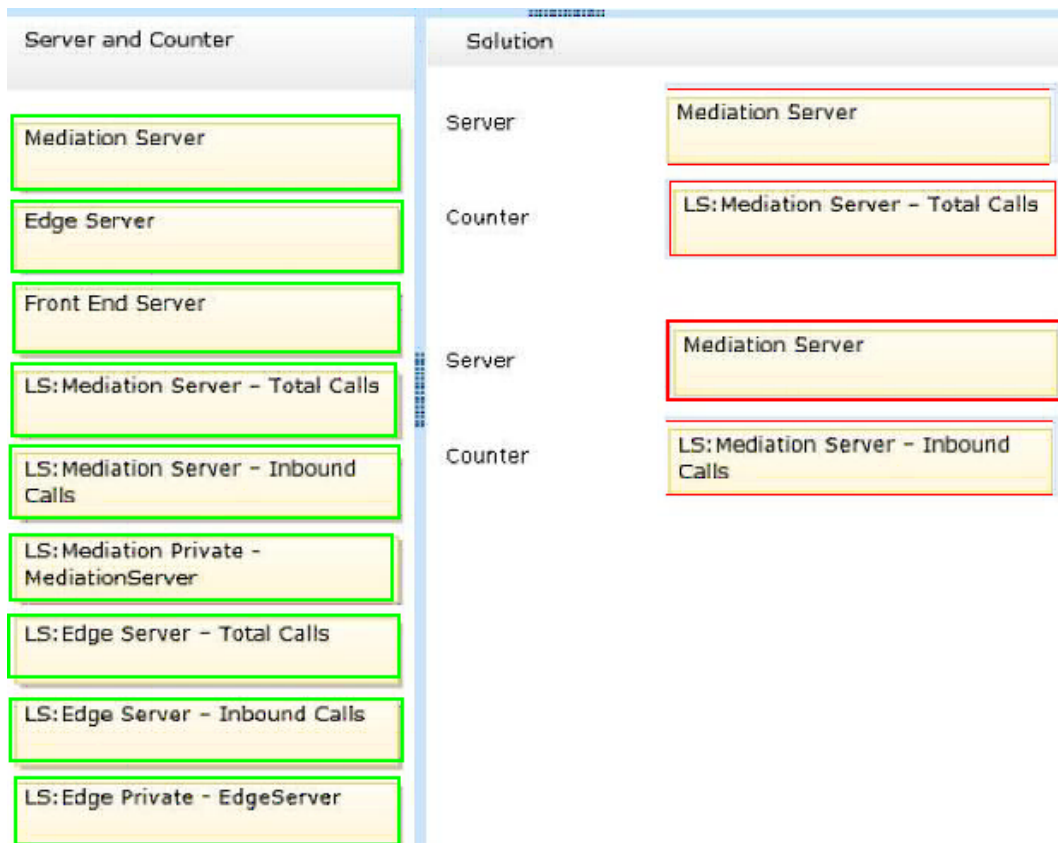
You need to diagnose the issue.

You decide to collect performance counters to determine the reason that calls are failing.

Which Performance Monitor counter or counters should you select, on which server or servers? (To answer, drag the appropriate counter and server to the correct location or locations in the Solution area. Each voice counter and server may be used once, more than once, or not at all. You may need to drag the split bar between panes or scroll to view content.)

Server and Counter	Solution	
Mediation Server	Server	<input type="text"/>
Edge Server	Counter	<input type="text"/>
Front End Server	Server	<input type="text"/>
LS:Mediation Server - Total Calls	Counter	<input type="text"/>
LS:Mediation Server - Inbound Calls		
LS:Mediation Private - MediationServer		
LS:Edge Server - Total Calls		
LS:Edge Server - Inbound Calls		
LS:Edge Private - EdgeServer		

Answer:



Question No : 8

You deploy Microsoft Lync Server 2013 Enterprise Edition and create a pool named Lync2013pool.Contoso.local. You configure the Lync admin URL to be admin.contoso.local. The Front End and Back End roles are installed on servers named FE2013 and BE2013.

```
_Sipinternaltls._tcp.contoso.local SRV priority 0, weight 0,
port 5061, lync2013pool.contoso.local
Dialin A 192.168.10.10
FE2013 A 192.168.10.10
BE2013 A 192.168.10.11
```

You attempt to open the Lync Server Control Panel and you receive an error message.

You need to be able to open the Lync Server Control Panel.

Which two actions should you perform? (Each correct answer presents part of the solution. Choose two.)

A. Create the following DNS A record:

lyncdiscoverinternal.contoso.local A 192.168.10.10

B. Create the following DNS A record:

admin.contoso.local A 192.163.10.10

C. Create the following DNS A record:

Meet.contoso.local A 192.168.10.10

D. Create the following DNS SRV record:

_sipinternal._tcp.contoso.local SRV priority 0, weight 0, port 5061

lync2013pool.contoso.local

E. Create the following DNS A record:




lync2013pool.contoso.local A 192.168.10.10

Answer: B,E




Question No : 9 DRAG DROP

You deploy a Microsoft Lync Server 2013 Enterprise pool named Lync2013.contoso.local. The pool is configured with the Session Initiation Protocol (SIP) domain litware.com.

The environment includes the following:

-  a Front End Server named Lync2013FE1
-  a Back End Server named Lync2013BE
-  an Edge Server named Lync2013Edge that is a member of Edge pool Edgepool.contoso.local

Your Lync 2013 topology supports the following access, meeting, administration, and external web service URLs:

-  https://Dialin.litware.com
-  https://Meet.litware.com
-  https://Admin.contoso.local
-  https://external.litware.com

You want to support external Lync Web App clients.

You plan to publish Lync 2013 HTTP Web services through a reverse proxy.

You need to issue a certificate to publish Lync 2013 Web services through a reverse proxy firewall.

Which three steps should you perform in sequence? (To answer, move the appropriate three actions from the list of actions to the answer area and arrange them in the correct order.)

	Answer Area
Install the certificate on reverse proxy firewall.	
Create a publishing rule on the reverse proxy firewall to forward requests to the Front End Server.	
Create a publishing rule on the reverse proxy firewall to forward requests to the Edge Server.	
Request a public certificate and include the names: <ul style="list-style-type: none">• Sipexternal.litware.com• Lync2013.contoso.local• Edgepool.contoso.local• Dialin.litware.com• Meet.litware.com	
Install the certificate on the external interface of the Edge Server.	
Request a public certificate and include the names: <ul style="list-style-type: none">• Sipexternal.litware.com• Autodiscover.litware.com• Edgepool.contoso.local• Dialin.litware.com• Meet.litware.com	
Install the certificate on the internal interface of the Edge Server.	
Request a public certificate and include the names: <ul style="list-style-type: none">• External.litware.com• Meet.litware.com• Dialin.litware.com• Lyncdiscover.litware.com	

Answer: