

Apple

Exam 9L0-412

OS X Support Essentials 10.8 Exam

Version: 6.3

[Total Questions: 86]

Question No : 1

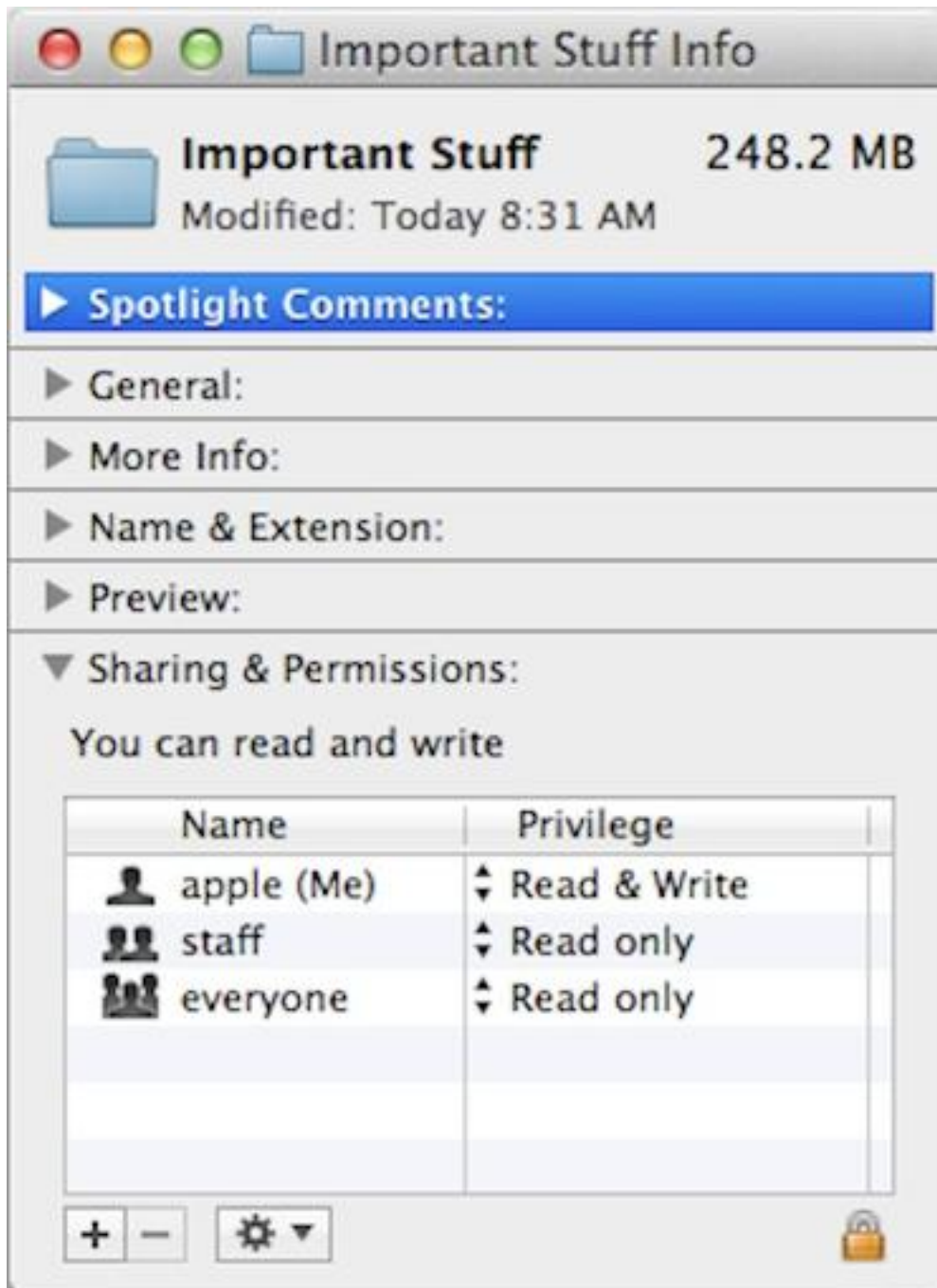
You are logged into a MacBook Pro as a standard user. How can you display the OS X Mountain Lion build number?

- A.** Choose About This Mac from the Apple menu, and then click the text directly under OS X until the build number is revealed.
- B.** Type build_number in Spotlight, and then scroll through the resulting information until the build number is revealed.
- C.** In the General pane of System Preferences, click the Info disclosure triangle to reveal the build number.
- D.** Choose Software Update from the Apple menu, and then choose Build Number from the Update menu.

Answer: A

Question No : 2

Review the screenshot, and then answer the question below.



If you change the folder privilege for "everyone" to Read & Write, Finder, by default, will change the permissions of items inside the folder to match.

- A. True
- B. False

Answer: B

Question No : 3

In what order do these three OS X components load at startup?

- A.** 1. Firmware
2. Booter
3. Kernel
- B.** 1. Kernel
2. Firmware
3. Booter
- C.** 1. Firmware
2. Kernel
3. Booter
- D.** 1. Booter
2. Kernel
3. Firmware

Answer: A

Question No : 4

You have a Mac OS X v10.6.8 computer that has several user accounts. If you install OS X Mountain Lion without first erasing the target volume, what will happen to the 10.6.8 operating system and the existing user accounts?

- A.** The Installer archives the 10.6.8 OS and installs Mountain Lion. It maintains the user accounts.
- B.** The Installer upgrades the 10.6.8 OS to Mountain Lion. It maintains the user accounts.
- C.** The Installer replaces the 10.6.8 OS with Mountain Lion. It archives the user accounts, but they can be restored manually.
- D.** The Installer erases the 10.6.8 OS and installs Mountain Lion. It archives the user accounts, but they can be restored manually.

Answer: B

Question No : 5

Review the screenshot from FileVault preferences, and then answer the question below.



If you click Enable User for the Logan White account, what is the effect?

- A.** FileVault 2 is enabled immediately for the Logan White account, and FileVault begins encrypting the Logan White home folder.
- B.** You are prompted immediately to enter the login password for the Logan White account, after which, Logan White will be able to unlock and decrypt the system disk, and restart the computer.
- C.** You are prompted immediately to enter an administrator password, after which, the user of the Logan White account will be able to unlock and decrypt the system disk, and restart the computer.
- D.** At next login, the user of the Logan White account will be prompted to enter the login password, after which, the user will be able to unlock and decrypt the system disk, and restart the computer.

Answer: C

Question No : 6

When an OS X computer starts up and a standard user logs in, in what order do the three components below launch?

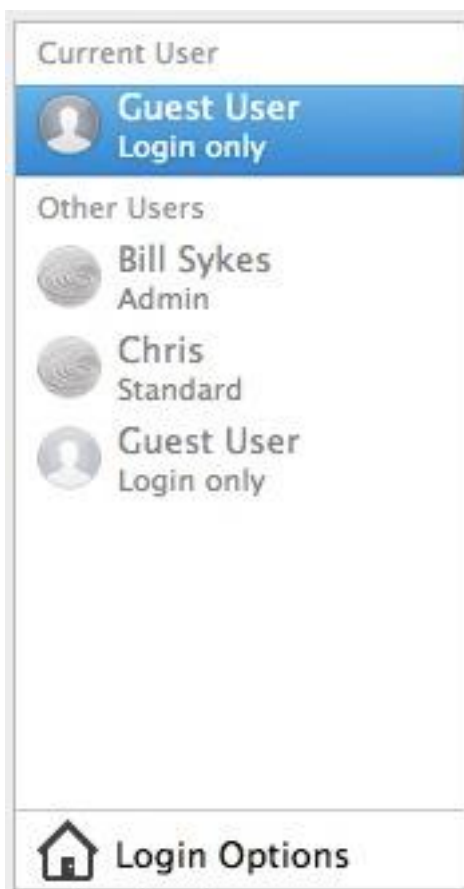
- A.** 1. login items
2. launch agents
3. launch daemons
- B.** 1. launch agents
2. login items
3. launch daemons
- C.** 1. launch daemons
2. launch agents
3. login items

- D.** 1. launch daemons
2. login items
3. launch agents

Answer: D

Question No : 7

Review the screenshot of the My Account pane of Users & Groups preferences, and then answer the question below.



An OS X Mountain Lion computer has three local users configured as shown above. Bill Sykes has lost the password to his account. Which procedure will let you reset his password?

- A.** Log in as Bill Sykes using the root password, open Users & Groups preferences, and then reset his password.
- B.** Restart the Mac from the OS X Recovery partition, open Terminal from the Utilities menu, type `resetpassword` and press Return to open the Reset Password utility, and then reset his password.

- C. Log in as Chris, open Directory preferences and enable the root user, then authenticate as the root user in Users & Groups preferences, and then reset Bill Sykes' password.
- D. Log in as Chris, open Reset Password from the Utilities folder, and then reset Bill Sykes' password.

Answer: B

Question No : 8

On your OS X Mountain Lion computer, you want the Finder to display filename extensions by default. How can you configure this setting from the Finder?

- A. Choose Preferences from the Finder menu, click Advanced, and select the option "Show all filename extensions."
- B. Control-click anywhere on the Desktop, select Preferences from the pop-up menu, click Advanced, and select the option "Show all filename extensions."
- C. Choose Show View Options from the View menu, and select the option "Show all filename extensions."
- D. Select any file icon, and choose Get Info from the File menu. In the Info window, click the disclosure triangle next to Name & Extension, deselect the option "Hide extension," and click Change All.

Answer: A

Question No : 9

Along with IMAP, POP, and SMTP, which protocol does the Mail application in OS X Mountain Lion support?

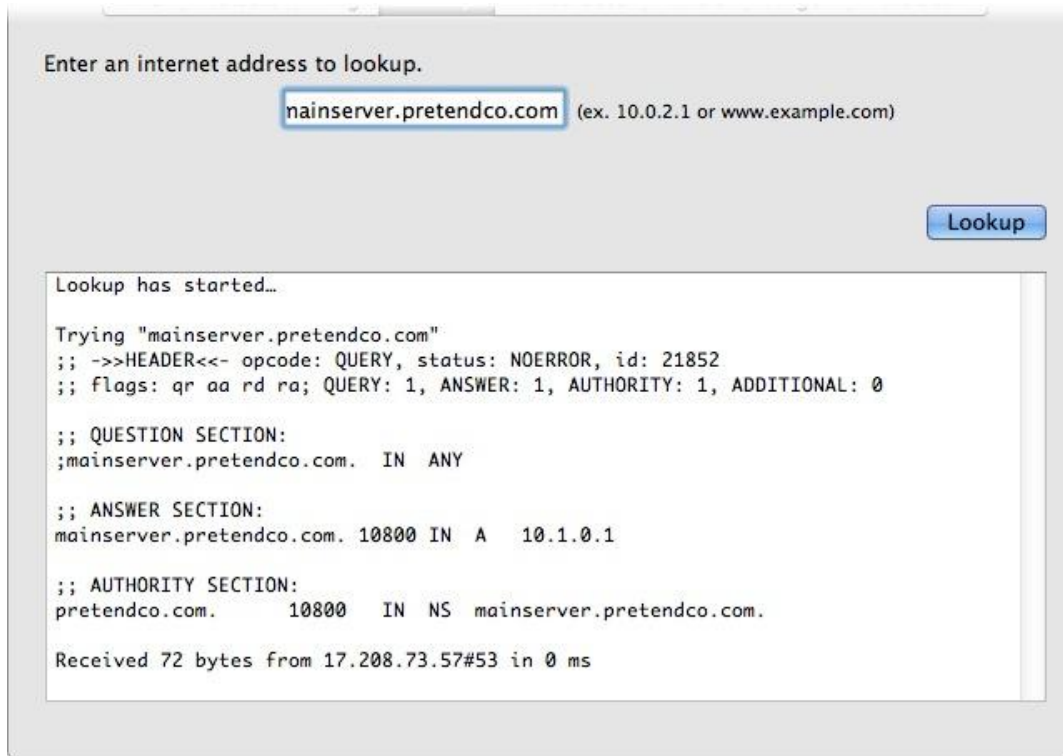
- A. MAPI
- B. Exchange Web Services
- C. CalDAV
- D. WebDAV

Answer: B

Question No : 10

Apple 9L0-412 : Practice Test

Review the screenshot of part of a Network Utility window, and then answer the question below.



Which statement accurately interprets the Network Utility Lookup results shown above?

- A. A forward lookup of mainserver.pretendco.com returned the IP address 10.1.0.1.
- B. A reverse lookup of mainserver.pretendco.com returned the IP address 10.1.0.1.
- C. A reverse lookup of 10.1.0.1 returned the name mainserver.pretendco.com.
- D. The DNS server for mainserver.pretendco.com is pretendco.com.

Answer: A

Question No : 11

What is a valid reason to start up a Mac in verbose mode?

- A. To view the startup process details
- B. To present a command-line login
- C. To display hints for the recovery key for a FileVault 2 volume
- D. To display the firmware password

Answer: A